

joloda
hydraroll
LIGHTENING LOADS



rollerbed systems: modular air cargo


introduction

Modular Rollerbed Systems

Joloda Hydraroll's range of modular roller systems are a diverse and innovative solution. Our systems are proven to make your logistical processes as easy and dynamic as possible to save you time and money to make your business more efficient and profitable.

Our innovative solutions have seen us specialise in the entire logistical process, from moving cargo around factories, warehouses and airports, to moving loads through docking bays, into vehicles such as trucks and vans.

Our modular roller systems have a variety of different applications. We've assembled a suite of different brochures to help you understand how to streamline your logistics processes and create the ideal solution to your loading problems.



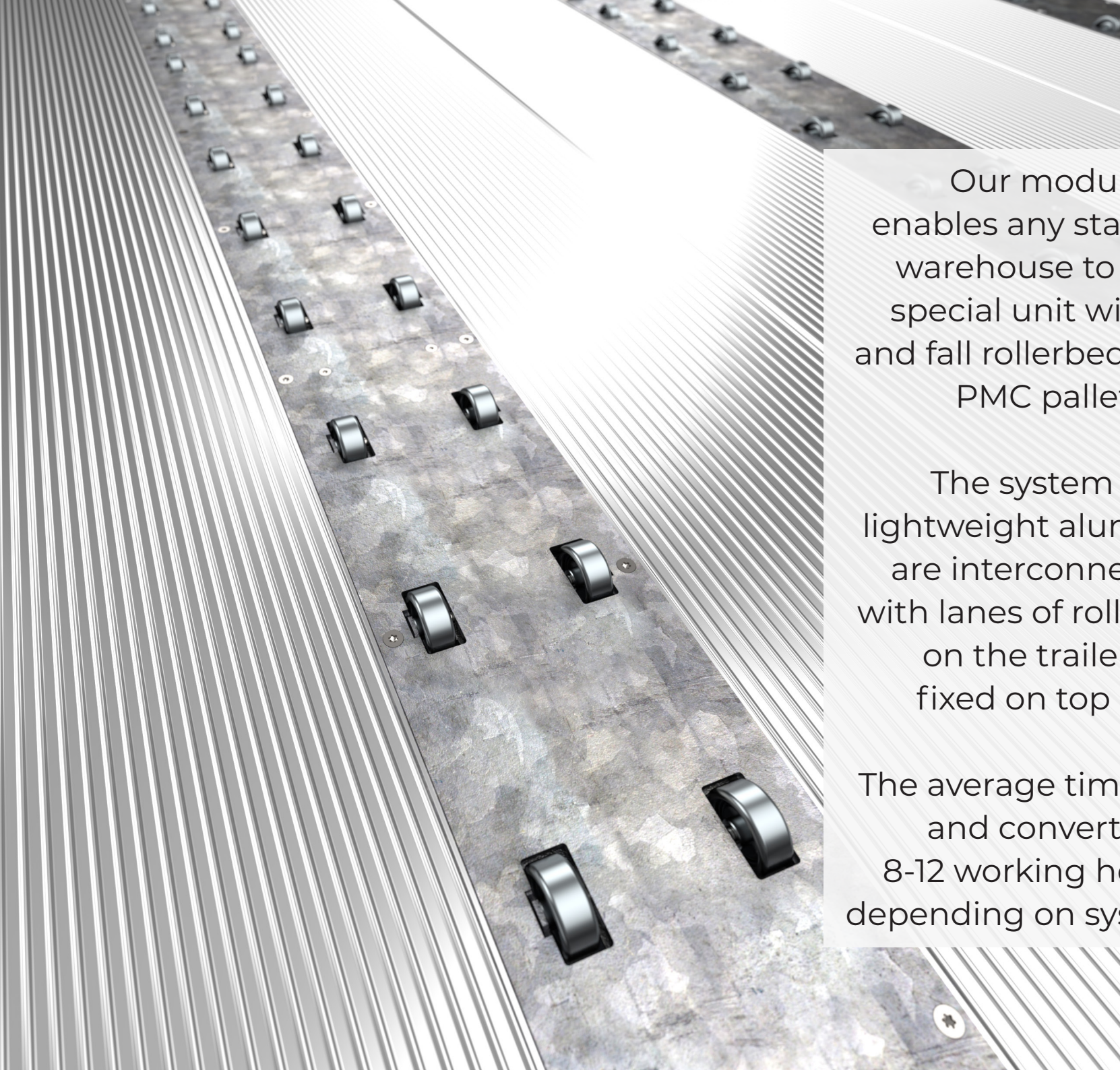
BLOCK PALLETS



WAREHOUSES



VANS



Our modular rollerbed system enables any standard trailer, van or warehouse to be converted into a special unit with a pneumatic rise and fall rollerbed for handling ULDs, PMC pallets or normal pallets.


The system consists of multiple lightweight aluminium frames that are interconnected and equipped with lanes of rollertrack. Depending on the trailer length, frames are fixed on top of the existing floor.

The average time to install a system and convert a trailer is between 8-12 working hours for two people, depending on system configuration.

contents

Installation Process	5	Pallet Stops	14
Basics of Design	6	Schematic Drawings	15
Rollertrack Types	7	Installations	16
Platform Fixings	10	Videos	17
Air Connections	11	About Us	18
System Controls	12	Global Leaders	19
Autodown Function	13	Let's Chat	20

installation 'process'




basics of design

Modular rollerbed design

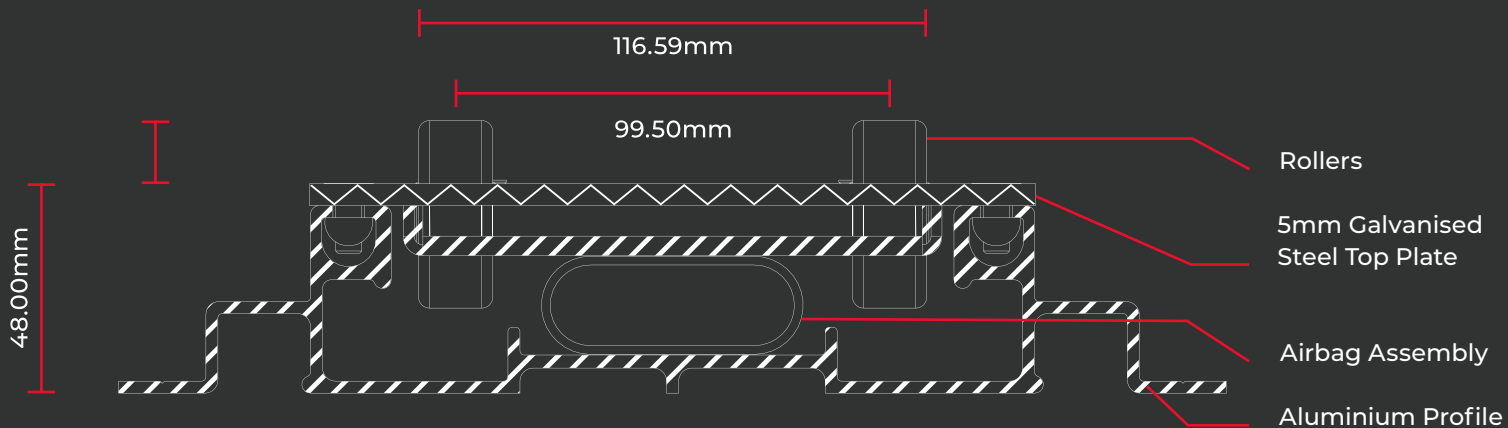
The design of the frames is based on aluminium floorboards, which feature pneumatic rise and fall rollertrack modules. No welding is required to make a frame.

The frames are supplied pre-assembled and ready for installation and are available in two system heights; 48mm and 70mm. The 48mm high system is available in a four-lane configuration, whilst the 70mm version comes in a four, five or six-lane version. Special configurations of the 70mm version can also be tailored to your exact requirements.

The closing plates on the front sides of the frames are screwed in, whilst the last plate at the door side of the trailer is equipped with two pallet stops. When the pre-mounted frames are in place on the trailer floor, they are secured using special clamping brackets.



rollertrack types

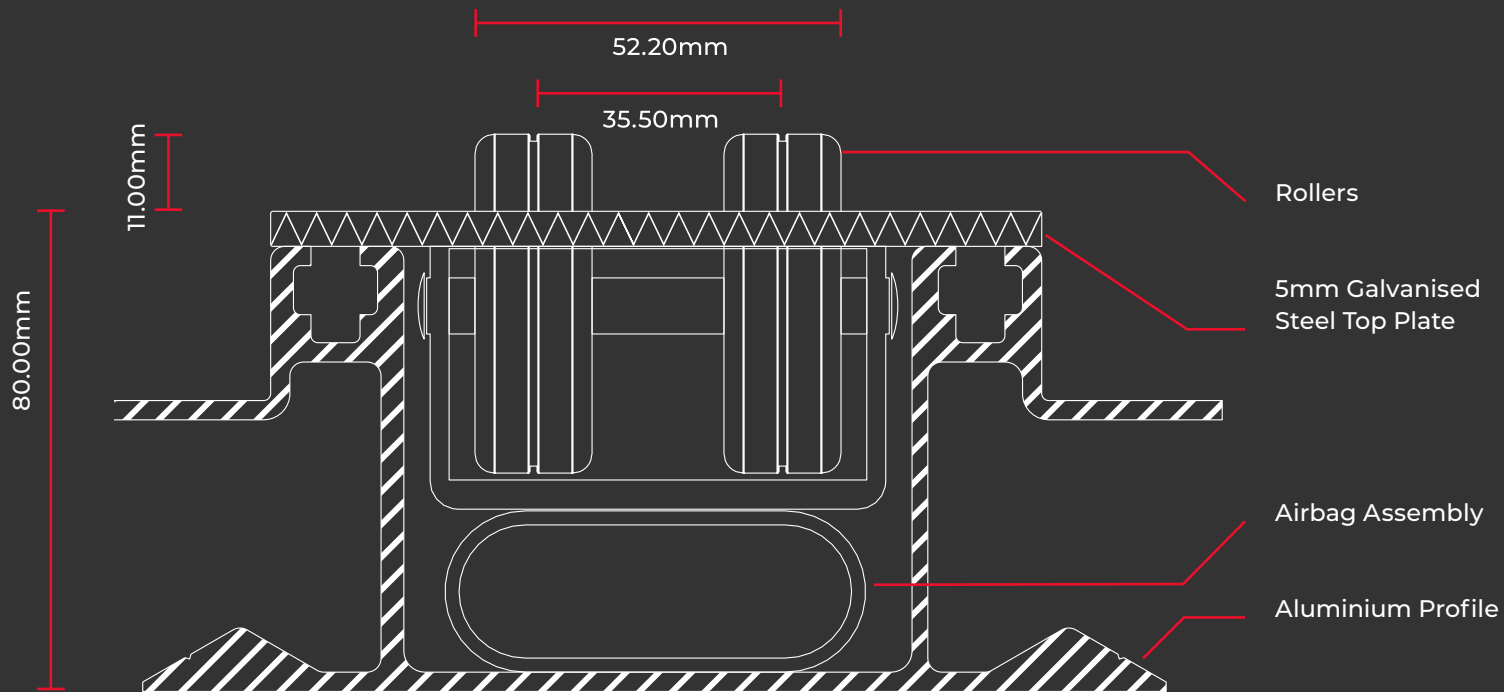


MK24 Twin Rollertrack

The MK24 twin wide-spread rollertrack is the ideal solution for use with air cargo inside trailers where height is critical for maximising the inner height available.

The twin roller design features smaller openings in the top plates, which reduces the risk of forklifts damaging the system, reduces the volume of debris and ingress in the main channel and lowers maintenance costs.

rollertrack types

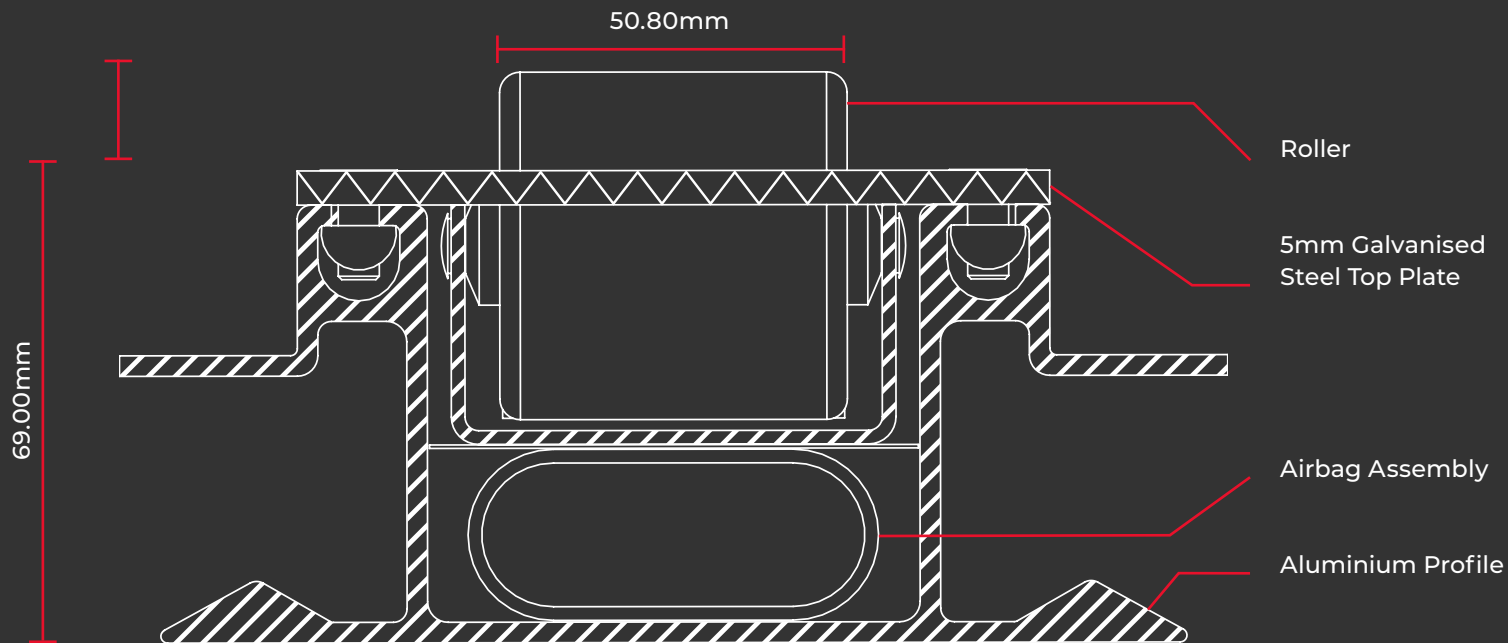


MK21 Twin Rollertrack

The MK21 twin rollertrack is the ideal solution for manoeuvring air cargo as it offers greater support to the cargo pallets with dual rollers.

The twin roller design features smaller openings in the top plates, which reduces the risk of forklifts damaging the system, reduces the volume of debris and ingress in the main channel and lowers maintenance costs.

rollertrack types



MK4 Single Rollertrack
The modular rollerbed system for block pallets is configured with our MK4-type single rollertrack module ensures that pallets have sufficient support underneath.

platform fixings

Frames and Fixings

The frames can be fixed to the floor of the vehicle by either using clamping brackets or plastic clamping profiles.

For curtainsider or flatbed trailer applications, clamping brackets are essential to fix and secure the frame to the vehicle's floor. Whilst for box or thermal floor trailers, clamping profiles can be used to secure the frame to the vehicle between either sidewall. There is no requirement to drill holes.



CLAMP FOR WOODEN FLOOR



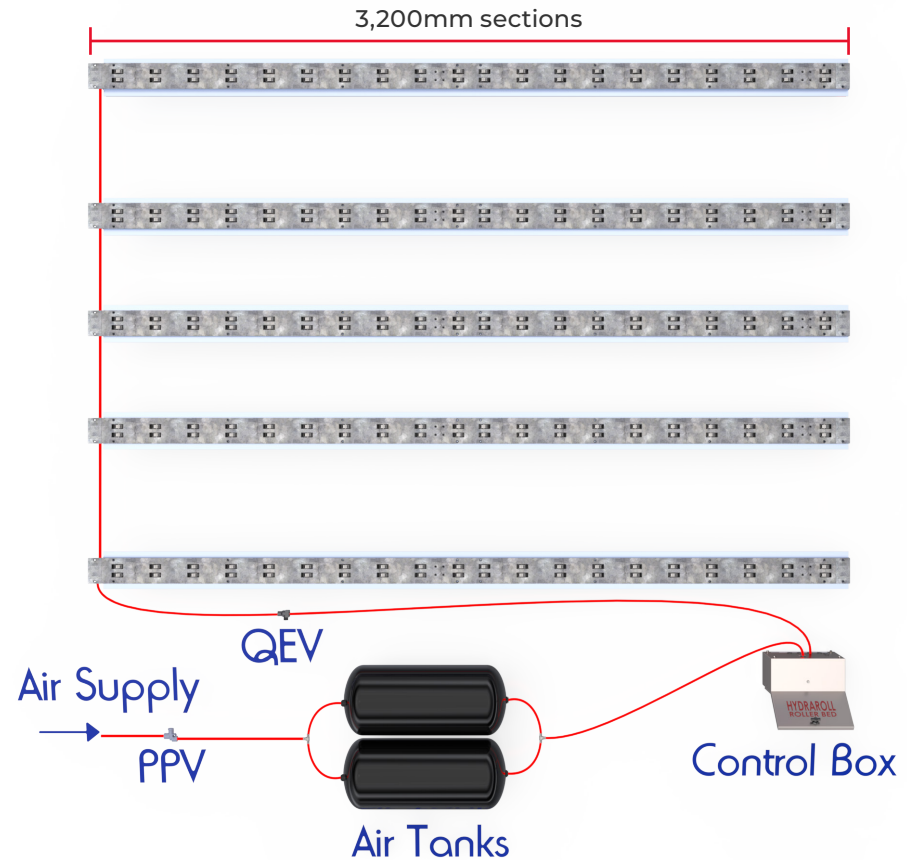
CLAMP FOR THERMAL FLOOR

air connections

The modular rollerbed system rises and falls with the use of a pneumatic function and can either utilise an optional air reservoir tank, the vehicle auxiliary air reservoir tank or from the vehicles' air suspension tank.

A Pressure Protection Valve (PPV) prevents the vehicle's air levels from dropping below critical levels. Each frame is connected to the control box and is represented by a valve on the control panel.

Frames can be controlled individually from the control panel, so operators will benefit from loading or unloading the trailer in sections.



system controls

Manual Pneumatic Control Box

The modular rollerbed system comes with a stainless steel control panel, as standard. The control panel is fitted on the side of the trailer's chassis, near the door openings and is controlled using the pneumatic operation control valves.

Electric Pneumatic Control Box With Pendant Controller

The system can also be specified with a handheld pendant controller, this allows the operator to control the system whilst standing next to the door opening, instead of to the side of the vehicle.



STAINLESS STEEL CONTROL BOX UNDERNEATH VEHICLE



MANUAL PNEUMATIC CONTROL PANEL



1. ELECTRIC PNEUMATIC CONTROL PANEL



2. ELECTRIC PNEUMATIC PENDENT CONTROLLER

autodown function

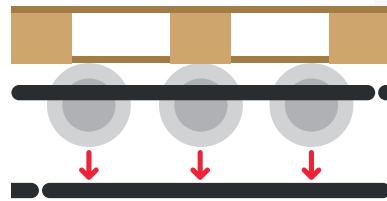
The modular rollerbed system comes complete with an 'Autodown' safety feature; an electronic bypass valve, as standard. This is integrated into both control box types.

In the scenario that a section of rollerbed isn't lowered prior to the vehicle setting off, the autodown feature will lower any raised rollers to prevent the cargo from being 'live' whilst in transit.

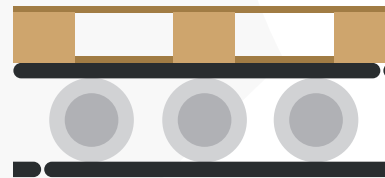
The electronic valve is connected to the vehicle's brake light, so when the driver presses the brake pedal, it sends an electronic pulse to the control box and activates the exhaust valve. It will lower all 'live' sections when the electronic pulse is received.



1. BRAKE PEDAL DEPRESSED



2. RAISED ROLLERTRACK




3. SECURE LOAD



4. SAFE HAULAGE

schematic drawings

Typical layout assembly

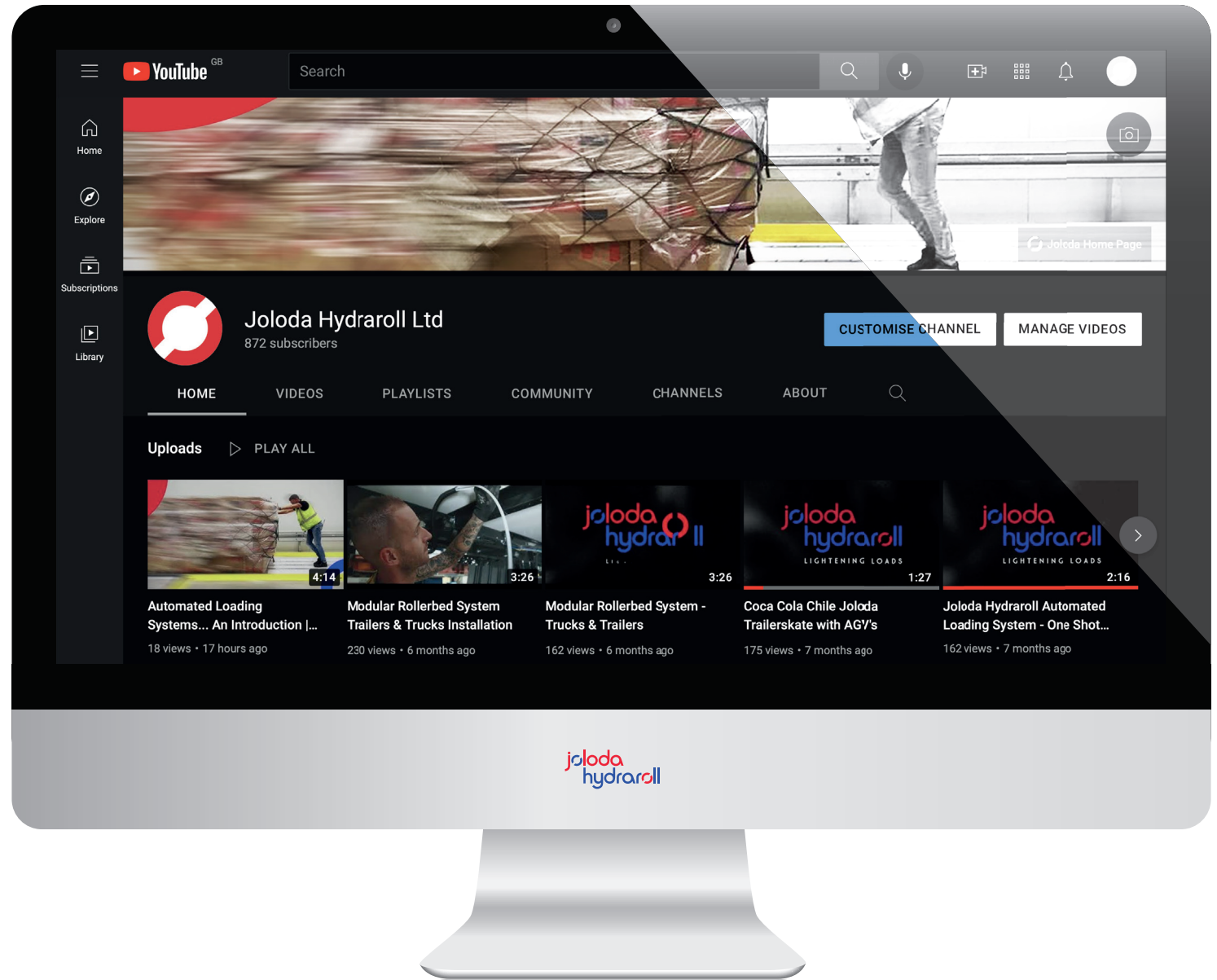


13,280.00mm (Though, please note the length is variable)





Watch now,
scan here.



about us

We help businesses lighten loads.
We are highly regarded as the world's leading loading and unloading solutions provider in the logistics industry.

Over the last 60 years, we've helped thousands of businesses streamline their logistics operations to be more cost-efficient, more sustainable, and more health and safety-conscious.

We're more than 'off-the-shelf'. We're the pioneers, the creators, the experts. We design, manufacture, install, service and maintain world-class loading solutions. We can help innovate, automate and streamline your end-of-production line problems, wherever you are.

We have an experienced network of 30+ distributors that offer a helping hand to have experts in local standards.

We have installed more than 500,000 loading systems and through our extensive knowledge and expertise, we inspire change and make manual loading solutions more efficient and effective.

We are the world leaders in loading solutions, and we're here to lighten your load.



a global leader, with local partners



Europe

- Belgium
- Czech Republic
- France
- Germany
- Italy
- Netherlands
- Poland
- Portugal
- Spain
- Sweden
- UK

Asia

- Dubai
- India
- Japan
- Korea
- Malaysia
- Saudi Arabia
- Taiwan
- Thailand
- Turkey

Africa

- Egypt
- South Africa

Americas

- Argentina
- Brazil
- Chile
- Mexico
- USA

Oceania

- Australia

if you have any questions,
please get in touch!

Joloda Hydraroll Ltd (Head Office)

1 De Havilland Drive, Liverpool
L24 8RN, United Kingdom
+44 151 427 8954
hello@joloda.com

Joloda BV (European Office)

De Hulst 13, 5807 EW, Oostrum
Venray, The Netherlands
+31 478 501 059
sales@joloda.nl

Joloda Loading Automation (USA Office)

PO Box 4820, Wilmington
North Carolina, 28406, USA
+1 910 791 2125

brett.murrill@loading-automation.com

Joloda Hydraroll SAS (French Office)

1 Cour du Havre, CS50101
75008 Paris, France
+ 33 7 81 41 99 00

jbalsemin@joloda.com

lightening loads around the world